



City of
Ekurhuleni

SCHEDULE "2"

CITY OF EKURHULENI (CoE)

**SUPPLY OF ELECTRICITY TARIFFS FOR THE 2023/2024
FINANCIAL YEAR**

In terms of the relevant legislation the City of Ekurhuleni at a meeting held on **25th May 2023**, resolved to amend its Tariffs for the supply of electricity with effect from **1 July 2023** as follows:

NERSA approved Eskom tariffs on 12 January 2023 on 18.65% for Eskom customers. Provisional increase, awaiting NERSA's final guidelines – increase based on 18.65% (Tariff A IBT), 18.49% (Tariff I, J and G) and **provisional 15.00%** (all other tariffs).

In terms of relevant legislations the City of Ekurhuleni tariffs will be as follows to comply.

Start date: 01 JULY 2023
End date: 30 JUNE 2024

VAT EXCLUDED

GENERAL

- All tariffs listed below, show VAT excluded.
- Any penalty / incentive scheme imposed by higher authorities will be in addition to this schedule of tariffs.
- Any electricity levy imposed by higher authorities will be in addition to this schedule of tariffs.
- The cross-over from existing tariffs to new tariffs will be billed pro rata.
- All municipal consumption (in terms of Council business, residential use or rental use) is to be levied according to one of these approved tariffs only.

DEFINITIONS

Capacity Charge	Monthly charge to recover the costs of demand placed on the electricity grid, measured in available Ampere, applicable whether electricity is consumed or not.
Demand Charge	Seasonally differentiated charge based on the highest demand registered during a billing month for all time periods, or only those specified, measured in kVA.
Deposit	A once-off, refundable interest free payment provided by a customer to CoE as a security for the due payment of electricity accounts. The amount may be adjusted when a customer places the City at risk.

Fixed Charge	Monthly charge to recover the costs of the administration of the account, such as meter reading, billing and meter capital, applicable whether electricity is consumed or not.
Licensed Area of Supply	An area for which the National Energy Regulator of South Africa has issued a license to CoE under the provisions of the Energy Regulation Act of August 2006, as amended, for the supply of electricity in that area. CoE tariffs are applicable where CoE is licensed to supply.
Network Access Charge	A tariff component, per kVA registered, based on the highest demand registered over a rolling 12 month period, during peak and standard hours. In the case of a new connection or new account holder, the customer NAC shall be deemed equal to the registered maximum demand for the first month and will then be based on the rolling previous months until such time that the rolling 12 month period applies.
Notified Maximum Demand	The maximum demand notified in writing by CoE and accepted by the supplier, mostly Eskom.
Net consumer	A net consumer is someone who purchases (imports) more kWh of electricity than they export (sell), on a monthly basis.
Net generator	A situation where the site generates more electricity than is consumed on site on a monthly basis, and therefore exports more power onto the municipal network than it draws from the network.
Public Holidays	The following public holidays will always be treated as a Saturday, if it falls on a weekday: - Good Friday, Family Day, Freedom Day, Workers Day, Youth Day, National Women's Day, Heritage Day, Day of Reconciliation, Christmas Day, Day of Goodwill, New Year's Day, Human Rights Day. Any unexpectedly announced public holiday (e.g. for elections, etc.) will be treated as the day of the week on which it falls.
EG	Embedded generator
Solar PV	Solar powered generation using Photovoltaic (PV) panels

TARIFF A (BUSINESS)

- This tariff is available for small business only.
- This tariff is available for single-phase 230 V connections or multi-phase 400/230 V connections with a capacity up to and including 80 A per phase.
- This tariff will suit low consumption micro business customers who are on prepayment or post-paid metering.

The following charges will be payable:

Fixed Charge (Rand/month)	
A.B.1. A fixed charge, whether electricity is consumed or not, per month, per point of supply. The amount is charged once per month only per point of supply, independent of whether it is a single phase or multi-phase supply connection point.	
AB.1.1 Credit (Post Paid) Metering	AB.1.2 Prepayment Metering
R62.95	R28.31
Energy Charge (R/kWh)	
A.B.2. High Demand Season (June, July and August)	A.B.3. Low Demand Season (September to May)
R 3.31,15	R 3.31,15
Internet based consumption display (Rand/month)	
A.B.4. If the electricity consumption is displayed on the internet, on request of the customer, the following additional monthly charge will be levied over and above the fixed charge per point of supply:	
R277.77	
* A.B.4. If CoE solves access, or other problems with an internet based display, this amount will not be charged.	

Tariff A Business Embedded Generation charges and credit	
A.B.5. Customers that have Solar PV embedded generation and excess power is generated and exported to the City's grid, the City will compensate the customer with the following credit charge per kWh unit. The customer must be a net-consumer.	
Energy Credit (R/kWh) all seasons	
R 1.05,38	
* A.B.5. Only customers registered and complying with the City's Embedded Generation Policy will qualify for this credit per kWh. A 4 quadrant Bi-directional Automated Meter Reading Meter will be the only means to measure the units generated and exported as excess units.	
The following charges will be applicable to customers who wish to participate in the exporting of units:	
A.B.1.1	Fix Charge.
A.B.2 and A.B.3	All import units from the City's grid at related Demand Season.
A.B.5	Credit for exporting excess generated units.

Note 1: Converting to a prepayment meter:

Customers converting to a prepayment meter, as well as a new connection with a prepayment meter, will receive a once-off allocation of 40 kilowatt-hour units in the meter to allow time to purchase a new prepayment token. This allocation will be placed as an arrear amount on the prepayment meter account and will be recovered with the first monetary transaction.

Note 2: Churches, Government Departments, Education, Religion and Municipal connection points

Churches, Government Departments, Education, Religion and Municipal connection points are treated as business.

Note 3: Optional internet based display:

The optional internet based display will have costs related to equipment to be installed and this will be for the cost of the customer. If CoE solves access, or other problems with an internet based display, the costs related to equipment to be installed will not be charged to the consumer.

TARIFF A (IBT)

- This tariff is available for all residential customers single-phase 230 V or multi-phase 400/230 V connections (excluding - bulk residential complexes, body corporate, blocks of flats, etc.)
- With a capacity of up to and including 80 A per phase.
- This tariff will suit low consumption residential customers who are on prepayment or post-paid metering.
- This tariff is not available for medium and high voltage customers.
- This tariff is based on the inclining block principle, that is, the more units used, the higher the rate becomes.
- This tariff is **NOT** available for internal streetlights/ service lights/ guard houses/ electric booms/gates etc.

The following charges will be payable:

Energy Charge (R/kWh)			
July to June Inclining Block Rate Tariffs (IBTs) (with FBE)		July to June Inclining Block Rate Tariffs (IBTs) (no FBE)	
A.0.1 Block (0 to 50 kWh)/month	R 0.00,00	A.0.2 Block (0 to 50 kWh)/month	R 2.06,05
A.1.1 Block (>50 to <= 600 kWh)	R 2.06,05	A.1.2 Block (>50 to <= 600 kWh)	R 2.06,05
A.2.1 Block (>600 to <= 700 kWh)	R 3.50,24	A.2.2 Block (>600 to <= 700 kWh)	R 3.50,24
A.3.1 Block (>700 kWh)	R 9.87,15	A.3.2 Block (>700 kWh)	R 9.87,15
A.4.1 Single rate in the case of a billing system that cannot accommodate the inclining block rate (with FBE)	R 2.17,97	A.4.2 Single rate in the case of a billing system that cannot accommodate the inclining block rate (no FBE)	R 2.17,97

Note 1: Free Basic Electricity

Free Basic Electricity will be dealt with as specified in the FBE Policy, as revised on an annual basis.

Note 2: Converting to a prepayment meter

Customers converting to a prepayment meter, as well as a new connection with a prepayment meter, will receive a once-off allocation of 40 kilowatt-hour units in the meter to allow time to purchase a new prepayment token. This allocation will be placed as an arrear amount on the prepayment meter account and will be recovered with the first monetary transaction.

Note 3: Churches, Government Departments, Education, Religion and Municipal connection points

Churches, Government Departments, Education, Religion and Municipal connection points are treated as business.

Note 4: Embedded generation

No customer having Solar PV Embedded generation shall remain on this tariff, such customers shall be migrated to Tariff B Residential tariff. Customer wishing to export excess power to the grid will only be able to do so on Tariff B Residential

TARIFF B (RESIDENTIAL)

- This tariff is available for all residential customers single-phase 230 V or multi-phase 400/230 V connections that are used and zoned exclusively for residential purposes.
- This tariff is not available for medium and high voltage customers.
- This tariff will suit medium to high consumption residential customers who are on prepayment or post-paid metering.
- This tariff is **also** available for internal streetlights/ service lights/ guard houses/ electric booms/gates, single-phase 230 V or multi-phase 400/230 V connections.

The following charges will be payable:

Fixed Charge (Rand/month)	
R.1. A fixed charge , whether electricity is consumed or not, per month, per point of supply. The amount is charged once per month only per point of supply, independent of whether it is a single phase or multi-phase supply connection point.	
R.1.1 Credit Metering	R.1.2 Prepayment Metering
R64.26	R64.26
Internet based consumption display (Rand/month)	
R.2. If the electricity consumption is displayed on the internet, on request of the customer, the following additional monthly charge will be levied over and above the fixed charge per point of supply:	
R282.65	
* R.2. If CoE solves access, or other problems with an internet based display, this amount will not be charged.	
Energy Charge (R/kWh)	
R.3. High Demand Season (June, July and August)	R.4. Low Demand Season (September to May)
R 2.88,72	R 2.88,72

Tariff B Residential Embedded Generation charges and credit
R.5. Customers that have Solar PV embedded generation and excess power is generated and exported to the City's grid, the City will compensate the customer with the following credit charge per kWh unit. The customer must be a net-consumer.
Energy Credit (R/kWh) all seasons
R 1.05,38
* R.5. Only customers registered and complying with the City's Embedded Generation Policy will qualify for this credit per kWh. A 4 quadrant Bi-directional Automated Meter Reading Meter will be the only means to measure the units generated and exported as excess units.

The following charges will be applicable to customers who wish to participate in the exporting of units:

R.1.1.	Fix Charge
R.3. and R.4.	All import units from the City's grid at related Demand Season
R.5.	Credit for exporting excess generated units.

Note 1: Free Basic Electricity

Free Basic Electricity will be dealt with as specified in the FBE Policy, as revised on an annual basis.

Note 2: Optional internet based display:

The optional internet based display will have costs related to equipment to be installed and this will be for the cost of the customer. If CoE solves access, or other problems with an internet based display, the costs related to equipment to be installed will not be charged to the consumer.

Note 3: Converting to a prepayment meter

Customers converting to a prepayment meter, as well as a new connection with a prepayment meter, will receive a once-off allocation of 40 kilowatt-hour units in the meter to allow time to purchase a new prepayment token. This allocation will be placed as an arrear amount on the prepayment meter account and will be recovered with the first monetary transaction.

Note 4: Churches, Government Departments, Education, Religion and Municipal connection points

Churches, Government Departments, Education, Religion and Municipal connection points are treated as business.

TARIFF B (BULK RESIDENTIAL RESELLERS)

- This tariff is available for single-phase 230 V or multi-phase 400/230 V connections for bulk residential complexes, body corporate, blocks of flats, etc. that are used and zoned exclusively for residential purposes.
- This tariff is available for medium and high voltage residential customers.
- For the purposes of this tariff, the metering equipment shall preferably be installed at the point of supply which defines the commercial boundary between the licensee and the customer, CoE shall not be responsible for any maintenance of any internal service connections, meters, meter readings, etc. beyond this point. However, water heating and other related equipment may require control in accordance with the Electricity Act, Act 4 2006.
- Resellers are bound by the Electricity Regulation Act and the Municipal by-laws to resell electricity to end users as per the Electricity by-laws. The residential reseller's tariff shall only be applied by CoE where a bulk meter to measure the total consumption of the bulk residential complex was approved and installed.
"Bulk residential" – Resellers (bulk residential complexes, body corporate, blocks of flats, or the authorised reselling agent) of a bulk residential complex that purchases electricity (on RR.1 & RR1.1 or RR.2 & RR.2.1) only for resale to the residential dwelling units on the same premises at the applicable prescribed tariffs (as per R.1. & R.3) can charge the appropriate charge relating to the sub-metering type as per R.1.

RR.1 A fixed charge , whether electricity is consumed or not, per month, per point of supply, for residential complexes, blocks of flats, etc.		RR.2 A fixed charge , whether electricity is consumed or not, per month, per point of supply, for residential complexes, blocks of flats, etc.	
Voltage	R531.19	Voltage	R6 114.76
230/400 V		> 400 V	
Energy Charge (R/kWh)			
RR.1.1 All Seasons		RR.2.1 All Seasons	
Voltage	R 2.84,80	Voltage	R 2.69,93
230/400 V		> 400 V	

Tariff B Residential Resellers Embedded Generation charges and credit			
RR.3 Customers that have Solar PV embedded generation and excess power is generated and exported to the City's grid, the City will compensate the customer with the following credit charge per kWh unit. The customer must be a net-consumer.			
Energy Credit (R/kWh) all seasons			
R 1.05,38			
<p>* RR.3. Only customers registered and complying with the City's Embedded Generation Policy will qualify for this credit per kWh. A 4 quadrant Bi-directional Automated Meter Reading Meter will be the only means to measure the units generated and exported as excess units. The following charges will be applicable to customers who wish to participate in the exporting of units:</p> <table style="width: 100%; border: none;"> <tr> <td style="width: 50%; vertical-align: top;"> <p>230/400 V</p> <p>RR.1 Fix Charge</p> <p>RR.1.1 All import units from the City's grid at related grid at related voltage level.</p> <p>RR.3 Credit for exporting excess generated units.</p> </td> <td style="width: 50%; vertical-align: top;"> <p>>400 V</p> <p>RR.2 Fix Charge</p> <p>RR.2.1 All import units from the City's voltage level.</p> <p>RR.3 Credit for exporting excess generated units.</p> </td> </tr> </table>		<p>230/400 V</p> <p>RR.1 Fix Charge</p> <p>RR.1.1 All import units from the City's grid at related grid at related voltage level.</p> <p>RR.3 Credit for exporting excess generated units.</p>	<p>>400 V</p> <p>RR.2 Fix Charge</p> <p>RR.2.1 All import units from the City's voltage level.</p> <p>RR.3 Credit for exporting excess generated units.</p>
<p>230/400 V</p> <p>RR.1 Fix Charge</p> <p>RR.1.1 All import units from the City's grid at related grid at related voltage level.</p> <p>RR.3 Credit for exporting excess generated units.</p>	<p>>400 V</p> <p>RR.2 Fix Charge</p> <p>RR.2.1 All import units from the City's voltage level.</p> <p>RR.3 Credit for exporting excess generated units.</p>		

Note 1: Free Basic Electricity

Free Basic Electricity will be dealt with as specified in the FBE Policy, as revised on an annual basis.

Note 2: Converting to a prepayment meter

Customers converting to a prepayment meter, as well as a new connection with a prepayment meter, will receive a once-off allocation of 40 kilowatt-hour units in the meter to allow time to purchase a new prepayment token. This allocation will be placed as an arrear amount on the prepayment meter account and will be recovered with the first monetary transaction.

Note 3: Churches, Government Departments, Education, Religion and Municipal connection points

Churches, Government Departments, Education, Religion and Municipal connection points are treated as business.

TARIFF B (BUSINESS, MIXED BUSINESS and RESIDENTIAL, COMMERCIAL or INDUSTRIAL)

- This tariff is available for all business, mixed business and residential, commercial or industrial single-phase 230 V or multi-phase 400/230 V connections with a capacity of **up to and including 150 A per phase or 100 kVA**.
- This tariff is not available for medium and high voltage customers.
- This tariff will suit medium to high consumption small business customers.

The following charges will be payable:

Fixed Charge (Rand/month)	
B.BR.1. A fixed charge , whether electricity is consumed or not, per month, per point of supply. The amount is charged once per month only per point of supply, independent of whether it is a single phase or multi-phase supply connection point.	
B.BR.1.1 Credit (Post Paid) Metering	B.BR.1.2 Prepayment Metering
R61.55	R27.42
Capacity Charge (Rand/Ampere)	
B.BR.2. A capacity charge , whether electricity is consumed or not, per Ampere of supply capacity, per month, per point of supply. For calculating the capacity of a connection, the capacities of all the phases of a multi-phase connection shall be added together.	
R20.76	
Energy Charge (R/kWh)	
B.BR.3. High Demand Season (June, July and August)	B.BR.4. Low Demand Season (September to May)
R 3.13,85	R 2.48,70

Tariff B (Business, Mixed Business and Residential, Commercial or Industrial)	
Embedded Generation charges and credit	
B.BR.5 Customers that have Solar PV embedded generation and excess power is generated and exported to the City's grid, the City will compensate the customer with the following credit charge per kWh unit. The customer must be a net-consumer.	
Energy Credit (R/kWh) all seasons	
R 1.05,38	
* B.BR.5 Only customers registered and complying with the City's Embedded Generation Policy will qualify for this credit per kWh. A 4 quadrant Bi-directional Automated Meter Reading Meter will be the only means to measure the units generated and exported as excess units. The following charges will be applicable to customers who wish to participate in the exporting of units:	
B.BR.1.1	Fix Charge
B.BR.2	Capacity Charge.
B.BR.3 or B.BR.4	All import units from the City's grid at related Demand Season
B.BR.5	Credit for exporting excess generated units.

Note 1: Capacity:

The capacity of a supply shall be the capacity as determined by the Engineer.

Note 2: Prepayment Systems:

Prepayment systems will be adjusted on 01 June of each year for winter prices and will revert back to summer prices on 01 September. Prepayment metering is only available up to 100 Amperes x 3 phase.

Note 3: Churches, Government Departments, Education, Religion and Municipal connection points

Churches, Government Departments, Education, Religion and Municipal connection points are treated as business

Note 4: Converting to a prepayment meter

Customers converting to a prepayment meter, as well as a new connection with a prepayment meter, will receive a once-off allocation of 40 kilowatt-hour units in the meter to allow time to purchase a new prepayment token. This allocation will be placed as an arrear amount on the prepayment meter account and will be recovered with the first monetary transaction.

Note 5: Capacity Charge Concession to Non-profit Organisations

When the user entity is a non-profit organization registered in terms of the provisions of the Non-profit Organisations Act, Act 71 of 1997, for the following specific purposes: -

- the care of old people;
- the care of children;
- the care of the physically or mentally handicapped,

the **capacity charges** will not be applied. To qualify for this concession, an application, with supportive documents, need to be made to the Head of Department: Energy for consideration.

Note 6 Capacity Charge Scale Down:

Capacity charges (for both single and multi-phase connections) will be changed down to zero after 3 consecutive months of zero consumption following credit control action.

Note 7: Capacity Charge Concession to Sporting Bodies

When the user entity is a sporting body the Capacity Charge (Rand/Ampere) will not be applicable. To qualify for this concession, an application, with supportive documents, need to be made to the H.O.D Energy for consideration and approval.

TARIFF C

- This tariff is available for existing bulk supplies at any voltage.
- This tariff will suit large business and industrial customers.
- This tariff is for existing Tariff C customers only (whether the connection capacity are upgraded or down graded), no new customers will be allowed on this tariff (with the exception of customers who select the Tariff C-Off-peak option only).
- This tariff is not available for high voltage customers (supply voltage exceeding 11 kV).
- Customers wishing to change to another tariff, away from Tariff C, will not be subject to a 12 month waiting period.
- A change in tariff will be effective as from the first day of the next billing cycle.

The following charges will be payable:

Fixed Charge (Rand/month)	
C.1. A fixed charge , whether electricity is consumed or not, per month, per point of supply:	
C.1.1. If the electricity is supplied at 230/400 V:	C.1.2 If the electricity is supplied at a voltage higher than 230/400 V but not exceeding 11 kV:

R3 220.24			R4 570.39		
Demand Charge (Rand/kVA)					
C.2. A demand charge , per kVA registered, per month, per point of supply:					
C.2.1. High Demand Season (June, July and August)			C.2.2. Low Demand Season (September to May)		
	Voltage	Charge		Voltage	Charge
C.2.1.1.	230/400 V	R238.60	C.2.2.1.	230/400 V	R198.83
C.2.1.2. See note 2	230/400 V, direct from substation	R234.33	C.2.2.2. See note 2	230/400 V, direct from substation	R195.31
C.2.1.3.	>230/400V & < = 11kV	R230.05	C.2.2.3.	>230/400 V & < = 11kV	R191.71
Network Access Charge (NAC) (Rand/kVA)					
C.2.3 A network access charge , per kVA registered, based on the highest demand registered over a rolling 12 month period, during peak and standard hours only . (as per note 5 under Tariff D) * meter technology permitting			C.2.3.a. On a standby supply, in cases where the use of the supply may have an effect on Council's own demand payable, the network access charge will be levied at the full installed capacity of the connection.		
	Voltage	Charge			
C.2.3.1.	230/400 V	R69.19			
C.2.3.2. See note 2	230/400 V, direct from substation	R67.96			
C.2.3.3.	>230/400V & < = 11kV	R66.73			
A monthly minimum charge – based on 25kVA , will be levied for all customers registering less than that value.					
C.2.3.4. Reduction in NAC, where a customer requires a reduction in NAC, a rolling period of 12 months is normally required, however, if the customer can motivate a downgrade sooner, with written reasons, permission for a shorter notice period, with a minimum of 3 months, will not be unreasonably withheld. Exemptions for exceeding the NAC due to unforeseen demand overshoots (including faults) caused by a failure in normal operations and/or technical functioning of a customer's load, may be requested from the HOD: Energy, and may qualify for a period of less than the minimum of 3 months.					
Note: A reduction in NAC to a value that is below the rolling previous 12 months highest recorded demand in all time periods may be allowed by any of the following: change in operations, closure of plant, installation by the customer of load management equipment, the implementation of demand side management initiatives or where demand exemptions have been granted by the Head of Department: Energy.					
Demand Off-peak option (note time periods!)					
C.2.4. The off-peak option remains available for existing off-peak customers or new customers that choose this option from 22:00 to 06:00 on weekdays, and all hours on Saturdays and all hours on a Sunday .					
Demand registered during the listed hours will not be taken into account when calculating the demand and also ensuing NAC charges payable					

The network access charge will be levied on the highest demand registered over a rolling 12 month period, as per C.2.3. The appropriate levies for the fixed charge (C.1), demand charge (C.2) and energy charges(C3) will be applied.

Energy Charge (R/kWh)

C.3. An energy charge, per kWh consumed:

C.3.1. High Demand Season (June, July and August)			C.3.2. Low Demand Season (September to May)		
	Voltage	Charge		Voltage	Charge
C.3.1.1.	230/400 V	R 3.18,90	C.3.2.1.	230/400 V	R 1.90,74
C.3.1.2. See note 2	230/400 V, direct from substation	R 3.12,96	C.3.2.2. See note 2	230/400 V, direct from substation	R 1.87,35
C.3.1.3.	>230/400 V & ≤ 11kV	R 3.07,04	C.3.2.3.	>230/400 V & ≤ 11kV	R 1.83,93

Tariff C - Embedded Generation charges and credit

C.4 Customers that have Solar PV embedded generation and excess power is generated and exported to the City's grid, the City will compensate the customer with the following **credit** charge per kWh unit. The customer must be a net-consumer.

Energy Credit (R/kWh)

C.4.1 High Demand Season	C.4.2 Low Demand Season
R 1.40,54	R 0.96,11

* C.4 Only customers registered and complying with the City's Embedded Generation Policy will qualify for this credit per kWh. A 4 quadrant Bi-directional Automated Meter Reading Meter will be the only means to measure the units generated and exported as excess units. The following charges will be applicable to customers who wish to participate in the exporting of units.

C.1.1 or C.1.2 Fix Charge at related voltage level

C.2.1 or C.2.2 Demand Charge at related voltage level at related Demand Season.

C.2.3 Network Access Charge at related voltage level.

C.3.1 or C.3.2 All import units from the City's grid at related voltage level at related Demand Season

C.4.1 or C.4.2 Credit for exporting excess generated units at related Demand Season.

Note 1: NAC Charge Concession to Non-profit Organisations

When the user entity is a non-profit organization registered in terms of the provisions of the Nonprofit Organizations Act, Act 71 of 1997, for the following specific purposes:-

- *the care of old people;*
- *the care of children;*
- *the care of the physically or mentally handicapped,*

*the **network access charges** will not be applied. To qualify for this concession, an application, with supportive documents, need to be made to the Head of Department: Energy for consideration.*

Note 2: 230/400 V direct from substation

The “230/400 V direct from substation” tariff will only be applied to a low voltage customer who has:

- paid for the full transformer capacity, and
- take this supply within 10 meter from the transformer, i.e. the meter inside the transformer enclosure or within 10 meter from this enclosure.

Note 3: Free Basic Electricity

Free Basic Electricity will be dealt with as specified in the FBE Policy, as revised on an annual basis.

Note 4: Announced Public Holidays

All announced public holidays will be treated as the day of the week on which it falls.

Note 5 NAC Charge Scale Down:

NAC charges will be changed down to zero after 3 consecutive months of zero or very small consumption values following credit control action, or vacation of premises, or similar.

Note 6: NAC Charge Concession to Sporting Bodies

When the user entity is a sporting body the Network Access Charge (NAC) will not be applicable. To qualify for this concession, an application, with supportive documents, need to be made to the H.O.D Energy for consideration and approval.

Note 7: Supply Voltage

The HOD: Energy can designate a different supply voltage linked to the tariff, under certain unique circumstances.

TARIFF D

- This tariff is available for bulk supplies at any voltage and with a capacity of at least 1 MVA and a network access charge of at least 1 MVA over the previous 12 months.
- This tariff will suit large business and industrial customers.
- **Existing customers on this tariff, with a previous 12 months rolling NAC of less than 1 MVA will be moved to Tariff E.**
- A change in tariff will be effective as from the first day of the next billing cycle.

The following charges will be payable:

Fixed Charge (Rand/month)							
D.1. A fixed charge , whether electricity is consumed or not, per month, per point of supply,:							
D.1.1 If the electricity is supplied at a voltage from 230/400 V but not exceeding 11 kV:			D.1.2. If the electricity is supplied at a voltage higher than 11 kV:				
R4 568.41			R6 865.08				
Demand Charge (Rand/kVA)							
D.2. A demand charge , per kVA registered, per month, per point of supply:							
D.2.1. High Demand Season (June, July and August)			D.2.2. Low Demand Season (September to May)				
		Voltage	Charge			Voltage	Charge
D.2.1.1. See note 2	230/400 V, direct from substation	R112.78	D.2.2.1. See note 2	230/400 V, direct from substation	R112.78		

D.2.1.2.	>230/400V & < = 11kV	R110.72	D.2.2.2.	>230/400 V & < = 11kV	R110.72
D.2.1.3.	>11kV	R102.54	D.2.2.3.	>11kV	R102.54
Network Access Charge (NAC) (Rand/kVA)					
D.2.3. A network access charge , per kVA registered, based on the highest demand registered over a rolling 12 month period, during peak and standard hours only .			D.2.3.a. On a standby supply, in cases where the use of the supply may have an effect on Council's own demand payable, the network access charge will be levied at the full installed capacity of the connection.		
Voltage			Charge		
D.2.3.1. See note 2	230/400 V, direct from substation	R67.67			
D.2.3.2.	>230/400V & < = 11kV	R66.44			
D.2.3.3.	>11kV	R61.49			
<p>D.2.3.4. Excess NAC at an Eskom direct points the Eskom NAC charged rate (number of events x NMD exceeded @ R/kVA).</p> <p>Note: At Eskom direct supply points where Eskom charges CoE on the Local Authority MegaFlex rates ≥500V & <66kV, the customer will be charged on the CoE >11kV applicable tariffs (Inclusive of customers with a NAC > 40MVA at ≥= 11kV)</p>					
<p>D.2.3.5. Eskom NMD charges. Where a CoE customer requests an increase in notified maximum demand (NMD) at a direct Eskom point of delivery, the customer NAC shall be deemed equal to the NMD from the date that the additional capacity is made available by Eskom. Existing cases will be dealt with on an individual basis. CoE reserves the right to evaluate any requested increase in the NMD at any Eskom point of delivery. If the NMD is exceeded, NAC charges will prevail. Eskom penalty rates for exceeding NMD will be charged to the customer, as outlined in the Eskom document titled: <i>Notification of demand or changes to notified maximum demand rules, latest revision</i>, at the Eskom NAC charged rate (number of events x NMD exceeded @ R/kVA).</p> <p>A request for an increase or decrease in NMD by a customer will be made to CoE and CoE will, after consideration, agree or not agree to increase or decrease the NMD. Note: Eskom, if in agreement, may still continue charging the higher NMD for a period of 12 months and this will be passed on to the customer. Note: Where a CoE customer requests an increase in capacity affecting any Eskom point of delivery, monthly NMD costs incurred may be charged to the customer if the full capacity is not taken up immediately.</p>					
<p>D.2.3.6. Reduction in NAC, where a customer requires a reduction in NAC, a rolling period of 12 months is normally required, however, if the customer can motivate a downgrade sooner, with written reasons, permission for a shorter notice period, with a minimum of 3 months, will not be unreasonably withheld. Exemptions for exceeding the NAC due to unforeseen demand overshoots (including faults) caused by a failure in normal operations and/or technical functioning of a customer's load, may be requested from the HOD: Energy, and may qualify for a period of less than the minimum of 3 months.</p> <p>Note: A reduction in NAC to a value that is below the rolling previous 12 months highest recorded demand in all time periods may be allowed by any of the following: change in operations, closure of plant, installation by the customer of load management equipment, the implementation of demand side management initiatives or where demand exemptions have been granted by the Head of Department: Energy.</p>					

Energy Charge (R/kWh)						
D.3. An energy charge, per kWh consumed:						
D.3.1. High Demand Season (June, July and August)						
Voltage		Peak	Standard	Off-Peak		
		Charge	Charge	Charge		
230/400 V, direct from substation	D.3.1.1. See note 2	R 6.87,24	D.3.1.4. R 2.41,11	D.3.1.7	R 1.45,40	
>230/400V & <= 11kV	D.3.1.2.	R 6.74,48	D.3.1.5. R 2.37,29	D.3.1.8	R 1.42,78	
>11kV	D.3.1.3.	R 6.25,15	D.3.1.6. R 2.19,43	D.3.1.9	R 1.32,25	
D.3.2. Low Demand Season (September to May)						
Voltage		Peak	Standard	Off-Peak		
		Charge	Charge	Charge		
230/400 V, direct from substation	D.3.2.1. See note 2	R 2.55,50	D.3.2.4. R 1.67,61	D.3.2.7	R 1.32,25	
>230/400 V & <= 11kV	D.3.2.2.	R 2.50,91	D.3.2.5. R 1.64,56	D.3.2.8	R 1.29,77	
>11kV	D.3.2.3.	R 2.32,31	D.3.2.6. R 1.52,52	D.3.2.9	R 1.20,13	

Tariff D - Embedded Generation charges and credit	
D.4 Customers that have Solar PV embedded generation and excess power is generated and exported to the City's grid, the City will compensate the customer with the following credit charge per kWh unit. The customer must be a net-consumer.	
Energy Credit (R/kWh)	
D.4.1 High Demand Season	D.4.2 Low Demand Season
R 1.40,54	R 0.96,11
<p>* D.4 Only customers registered and complying with the City's Embedded Generation Policy will qualify for this credit per kWh. A 4 quadrant Bi-directional Automated Meter Reading Meter will be the only means to measure the units generated and exported as excess units. The following charges will be applicable to customers who wish to participate in the exporting of units.</p> <p>D.1.1 or D.1.2 Fix Charge at related voltage level</p> <p>D.2.1 or D.2.2 Demand Charge at related voltage level at related Demand Season.</p> <p>D.2.3 Network Access Charge at related voltage level.</p> <p>D.3.1 or D.3.2 All import units from the City's grid at related voltage level at related Demand Season</p> <p>D.4.1 or D.4.2 Credit for exporting excess generated units at related Demand Season.</p>	

Note 1: Off-Peak Demand Registered

Demand registered during off-peak hours will not be taken into account when calculating the demand charge payable.

Note 2: 230/400 V direct from substation

The "230/400 V direct from substation" tariff will only be applied to a low voltage customer who has:

- paid for the full transformer capacity, and
- take this supply within 10 meter from the transformer, i.e. the meter inside the transformer enclosure or within 10 meter from this enclosure.

Note 3: Demand Exemption

A newly established site may be exempted from demand charges for a limited period in order to conclude installation tests, upon prior application to the Head of Department: Energy. Conditions will be attached in the case of favourable consideration.

Note 4: NAC Charge Concession to Non-profit Organisations

When the user entity is a non-profit organization registered in terms of the provisions of the Nonprofit Organizations Act, Act 71 of 1997, for the following specific purposes:-

- the care of old people;
 - the care of children;
 - the care of the physically or mentally handicapped,
- the **network access charges** will not be applied. To qualify for this concession, an application, with supportive documents, need to be made to the Head of Department: Energy for consideration.

Note 5: Time of Use (TOU) time slots explained

5.1 For the purposes of this tariff during Winter months – June; July and August

Peak Hours will be from 06:00 to 09:00 and 17:00 to 19:00 on weekdays.

Standard Hours will be from 09:00 to 17:00 and 19:00 to 22:00 on weekdays and from 07:00 to 12:00 and 18:00 to 20:00 on Saturdays.

Off-peak Hours will be from 22:00 to 06:00 on weekdays; 12:00 to 18:00 and 20:00 to 07:00 on Saturdays and all hours Sundays.

A public holiday falling on a weekday will be treated as a Saturday. An unexpectedly announced public holiday will be treated as the day of the week on which it falls.

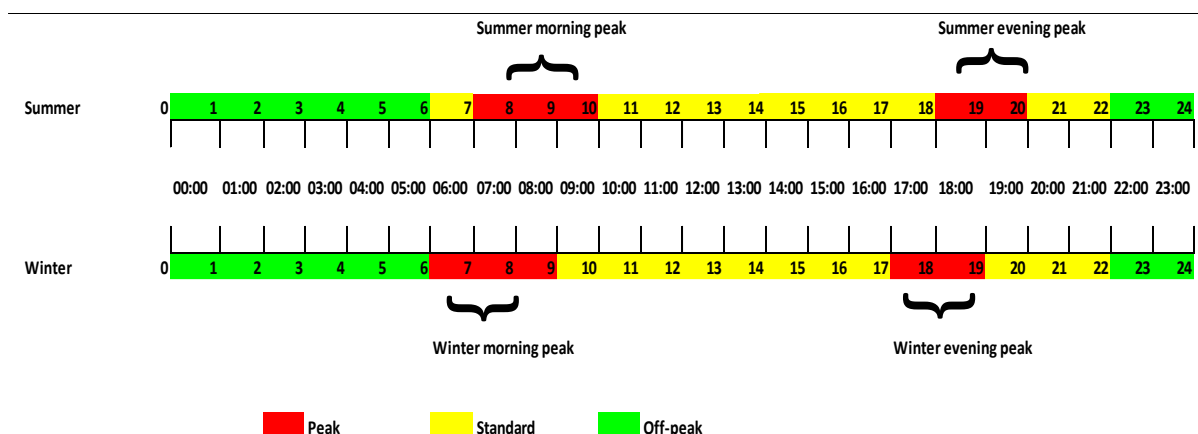
5.2 For the purposes of this tariff during Summer months – September till May

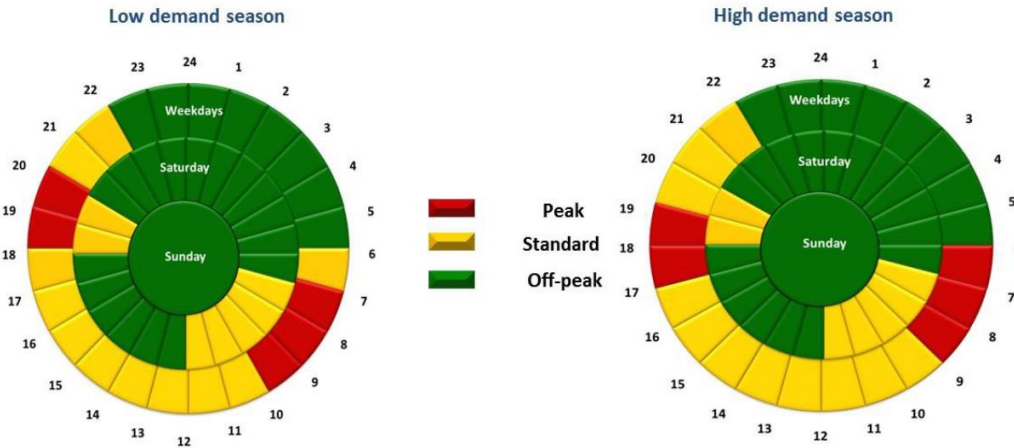
Peak Hours will be from 07:00 to 10:00 and 18:00 to 20:00 on weekdays.

Standard Hours will be from 06:00 to 07:00, 10:00 to 18:00 and 20:00 to 22:00 on weekdays and from 07:00 to 12:00 and 18:00 to 20:00 on Saturdays.

Off-peak Hours will be from 22:00 to 06:00 on weekdays; 12:00 to 18:00 and 20:00 to 07:00 on Saturdays and all hours Sundays.

A public holiday falling on a weekday will be treated as a Saturday. An unexpectedly announced public holiday will be treated as the day of the week on which it falls.





Note 6: Free Basic Electricity

Free Basic Electricity will be dealt with as specified in the FBE Policy, as revised on an annual basis.

Note 7: NAC Charge Scale Down

NAC charges will be changed down to zero after 3 consecutive months of zero or very small consumption values following credit control action, or vacation of premises, or similar.

Note 8: NAC Charge Concession to Sporting Bodies

When the user entity is a sporting body the Network Access Charge (NAC) will not be applicable. To qualify for this concession, an application, with supportive documents, need to be made to the H.O.D Energy for consideration and approval.

Note 9: Supply Voltage

The HOD: Energy can designate a different supply voltage linked to the tariff, under certain unique circumstances.

TARIFF E

- This tariff will suit small to medium size business and industrial customers.
- This tariff is available for bulk supplies at any voltage and with a capacity of > 25kVA and a **NAC of < 1 MVA**.
- This tariff is available for new and existing customers.
- **Existing customers on this tariff, with a previous 12 months rolling NAC of more than 1 MVA will be moved to Tariff D.**
- A change in tariff will be effective as from the first day of the next billing cycle.

The following charges will be payable:

Fixed Charge (Rand/month)	
E.1. A fixed charge , whether electricity is consumed or not, per month, per point of supply:	
E.1.1. If the electricity is supplied at 230/400 V:	E.1.2 If the electricity is supplied at a voltage higher than 230/400 V:
R2 896.08	R4 598.59
Demand Charge (Rand/kVA)	
E.2. A demand charge , per kVA registered, per month, per point of supply:	
E.2.1. High Demand Season (June, July and August)	E.2.2. Low Demand Season (September to May)

Voltage		Charges	Voltage		Charges
E.2.1.1	230/400 V	R123.75	E.2.2.1.	230/400 V	R123.75
E.2.1.2	230/400 V, direct from substation	R121.67	E.2.2.2.	230/400 V, direct from substation	R121.67
E.2.1.3	>230/400V & < = 11kV	R119.31	E.2.2.3.	>230/400 V & < = 11kV	R119.31
E.2.1.4	> 11kV	R110.51	E.2.2.4.	> 11kV	R110.51

Network Access Charge (NAC) (Rand/kVA)	
E.2.3. A network access charge , per kVA registered, based on the highest demand registered over a rolling 12 month period, during peak and standard hours only . * meter technology permitting	E.2.3.a. On a standby supply, in cases where the use of the supply may have an effect on Council's own demand payable, the network access charge will be levied at the full installed capacity of the connection.
Voltage	Charge
E.2.3.1. 230/400 V	R75.97
E.2.3.2. 230/400 V, direct from substation	R74.77
E.2.3.3. >230/400V & < = 11kV	R73.34
E.2.3.4. > 11kV	R67.88
A monthly minimum charge – based on 25kVA , will be levied for all customers registering less than that value.	
E.2.3.5 Excess NAC at a Eskom direct point the Eskom NAC charged rate (number of events x NMD exceeded @ R/kVA).	
E.2.3.6. Eskom NMD charges. Where a CoE customer requests an increase in notified maximum demand (NMD) at a direct Eskom point of delivery, the customer NAC shall be deemed equal to the NMD from the date that the additional capacity is made available by Eskom. Existing cases will be dealt with on an individual basis. CoE reserves the right to evaluate any requested increase in the NMD at any Eskom point of delivery. If the NMD is exceeded, NAC charges will prevail. Eskom penalty rates for exceeding NMD will be charged to the customer, as outlined in the Eskom document titled: <i>Notification of demand or changes to notified maximum demand rules, latest revision</i> , at the CoE NAC rate. Note: Where a CoE customer requests an increase in capacity affecting any Eskom point of delivery, monthly NMD costs incurred may be charged to the customer if the full capacity is not taken up immediately.	
E.2.3.7. Reduction in NAC, where a customer requires a reduction in NAC, a rolling period of 12 months is normally required, however, if the customer can motivate a downgrade sooner, with written reasons, permission for a shorter notice period, with a minimum of 3 months, will not be unreasonably withheld. Exemptions for exceeding the NAC due to unforeseen demand overshoots (including faults) caused by a failure in normal operations and/or technical functioning of a customer's load, may be requested from the HOD: Energy, and may qualify for a period of less than the minimum of 3 months. Note: A reduction in NAC to a value that is below the rolling previous 12 months highest recorded demand during peak and standard hours time periods may be allowed by any of the following: change in operations, closure of plant, installation by the customer of load management equipment, the implementation of demand side management initiatives or where demand exemptions have been granted by the Head of Department: Energy.	
Energy Charge (R/kWh)	
E.3. An energy charge, per kWh consumed:	

E.3.1. High Demand Season (June, July and August)						
		Peak	Standard		Off-Peak	
Voltage						
230/400 V	E.3.1.1.	R 9.51,41	E.3.1.5.	R 2.72,17	E.3.1.9	R 1.60,35
230/400 V, direct from substation	E.3.1.2.	R 9.34,41	E.3.1.6.	R 2.67,07	E.3.1.10	R 1.57,38
>230/400V & <= 11kV	E.3.1.3.	R 9.17,73	E.3.1.7.	R 2.62,82	E.3.1.11	R 1.54,49
> 11kV	E.3.1.4.	R 8.49,68	E.3.1.8.	R 2.43,25	E.3.1.12	R 1.43,06
E.3.2. Low Demand Season (September to May)						
		Peak	Standard		Off-Peak	
Voltage						
230/400 V	E.3.2.1.	R 2.89,28	E.3.2.5.	R 1.89,92	E.3.2.9.	R 1.42,55
230/400 V, direct from substation	E.3.2.2.	R 2.84,33	E.3.2.6.	R 1.86,68	E.3.2.10	R 1.40,13
>230/400 V & <= 11kV	E.3.2.3.	R 2.79,03	E.3.2.7.	R 1.83,20	E.3.2.11	R 1.37,46
> 11kV	E.3.2.4.	R 2.58,34	E.3.2.8.	R 1.69,63	E.3.2.12	R 1.27,31

Tariff E - Embedded Generation charges and credit	
E.4 Customers that have Solar PV embedded generation and excess power is generated and exported to the City's grid, the City will compensate the customer with the following credit charge per kWh unit. The customer must be a net-consumer.	
Energy Credit (R/kWh)	
E.4.1 High Demand Season	E.4.2 Low Demand Season
R 1.40,54	R 0.96,11
<p>* E.4 Only customers registered and complying with the City's Embedded Generation Policy will qualify for this credit per kWh. A 4 quadrant Bi-directional Automated Meter Reading Meter will be the only means to measure the units generated and exported as excess units. The following charges will be applicable to customers who wish to participate in the exporting of units.</p> <p>E.1.1 or E.1.2 Fix Charge at related voltage level</p> <p>E.2.1 or E.2.2 Demand Charge at related voltage level at related Demand Season.</p> <p>E.2.3 Network Access Charge at related voltage level.</p> <p>E.3.1 or E.3.2 All import units from the City's grid at related voltage level at related Demand Season</p> <p>E.4.1 or E.4.2 Credit for exporting excess generated units at related Demand Season.</p>	

Note 1: Off-Peak Demand Registered

Demand registered during off-peak hours will not be taken into account when calculating the demand charge payable.

Note 2: 230/400 V direct from substation

- The "230/400 V direct from substation" tariff will only be applied to a low voltage customer who has:
- paid for the full transformer capacity, and

- take this supply within 10 meter from the transformer, i.e. the meter inside the transformer enclosure or within 10 meter from this enclosure.

Note 3: Demand Exemption

A newly established site may be exempted from demand charges for a limited period in order to conclude installation tests, upon prior application to the Head of Department: Energy. Conditions will be attached in the case of favourable consideration.

Note 4: NAC Charge Concession to Non-profit Organisations

When the user entity is a non-profit organization registered in terms of the provisions of the Nonprofit Organizations Act, Act 71 of 1997, for the following specific purposes:-

- the care of old people;
- the care of children;
- the care of the physically or mentally handicapped,

the **network access charges** will not be applied. To qualify for this concession, an application, with supportive documents, need to be made to the Head of Department: Energy for consideration.

Note 5: Time of Use (TOU) time slots explained

5.1 For the purposes of this tariff during Winter months – June; July and August

Peak Hours will be from 06:00 to 09:00 and 17:00 to 19:00 on weekdays.

Standard Hours will be from 09:00 to 17:00 and 19:00 to 22:00 on weekdays and from 07:00 to 12:00 and 18:00 to 20:00 on Saturdays.

Off-peak Hours will be from 22:00 to 06:00 on weekdays; 12:00 to 18:00 and 20:00 to 07:00 on Saturdays and all hours of Sundays.

A public holiday falling on a weekday will be treated as a Saturday. An unexpectedly announced public holiday will be treated as the day of the week on which it falls.

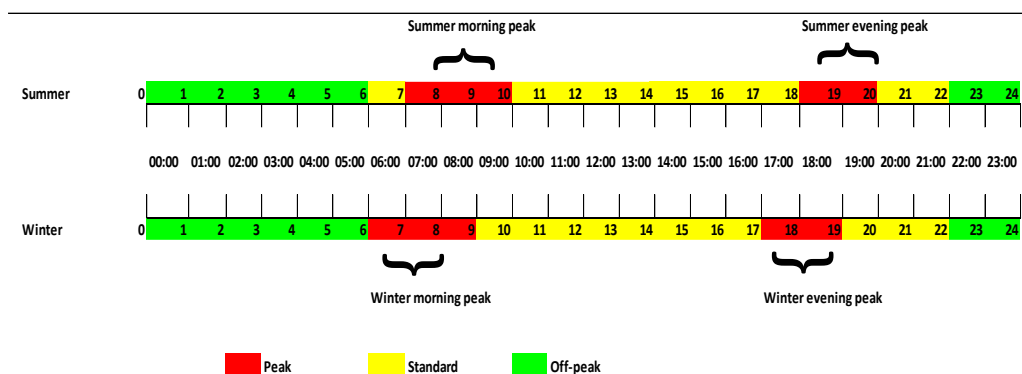
5.2 For the purposes of this tariff during Summer months – September till May

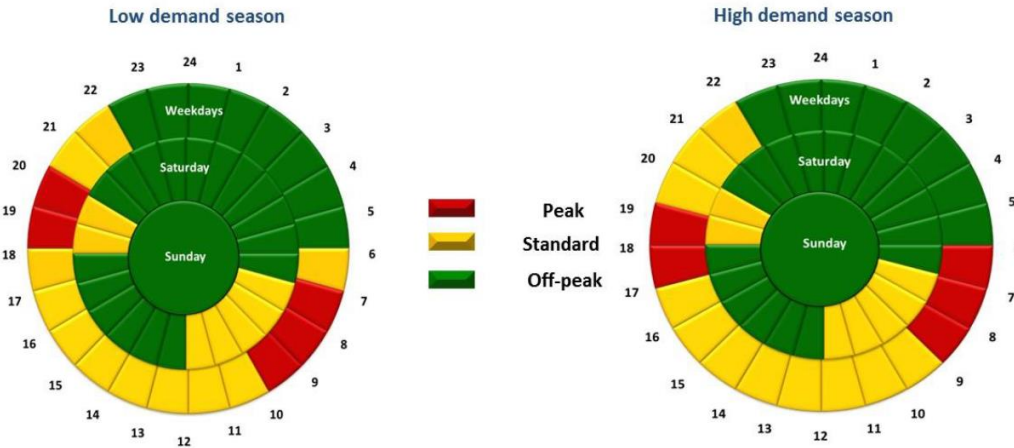
Peak Hours will be from 07:00 to 10:00 and 18:00 to 20:00 on weekdays.

Standard Hours will be from 06:00 to 07:00, 10:00 to 18:00 and 20:00 to 22:00 on weekdays and from 07:00 to 12:00 and 18:00 to 20:00 on Saturdays.

Off-peak Hours will be from 22:00 to 06:00 on weekdays; 12:00 to 18:00 and 20:00 to 07:00 on Saturdays and all hours of Sundays.

A public holiday falling on a weekday will be treated as a Saturday. An unexpectedly announced public holiday will be treated as the day of the week on which it falls.





Note 6: Free Basic Electricity

Free Basic Electricity will be dealt with as specified in the FBE Policy, as revised on an annual basis.

Note 7: NAC Charge Scale Down

NAC charges will be changed down to zero after 3 consecutive months of zero or very small consumption values following credit control action, or vacation of premises, or similar.

Note 8: NAC Charge Concession to Sporting Bodies

When the user entity is a sporting body the Network Access Charge (NAC) will not be applicable. To qualify for this concession, an application, with supportive documents, need to be made to the H.O.D Energy for consideration and approval.

Note 9: Supply Voltage

The HOD: Energy can designate a different supply voltage linked to the tariff, under certain unique circumstances.

TARIFF F

This tariff will be for CoE own use for street light and area lights (high masts to be treated as Street Lights) and traffic light consumption.

Fixed Charge (Rand/month)	
F.1. A fixed charge , per month, per point of supply:	
R0.00	
Street light Energy Charge (R/kWh)	
F.2. High Demand Season (June, July and August)	F.3. Low Demand Season (September to May)
R 2.86,11	R 2.32,77
Traffic light Energy Charge (R/kWh)	
F.4. High Demand Season (June, July and August)	F.5. Low Demand Season (September to May)
R 2.64,30	R 1.96,41

Note 1: Un-metered street lights

Un-metered street lights will be deemed to operate for 11 hours per night, 365 nights per annum, at its actual size in kilowatts plus 10% of this size to compensate for control gear losses, i.e. each 125 Watt mercury vapour lamp will be treated as a 150 Watt lamp, or 0, 15 kilowatt. Calculation: Street light consumption per month = number of street lights x (the actual kilowatt of one street light x 1, 1) x 11 hours per day x 365/12 days x summer / winter month rate detailed above.

Note 2: Un-metered traffic lights

Un-metered traffic lights will be deemed to operate for 24 hours a day, 365 days per annum, at its actual size in kilowatts. In the absence of detailed figures for a traffic light, the size will be assumed as 2.433 kilowatt-hours per day. Calculation: Traffic light consumption per month = 2.433kWh a day x 365/12 days x summer / winter month rate detailed above.

TARIFF G WHEELING

TARIFF APPLICABLE FOR THE RECONCILIATION OF ACCOUNTS FOR COE CUSTOMERS RECEIVING ENERGY FROM NON-ESKOM GENERATORS: -

Tariff G is a reconciliation electricity tariff for the CoE Tariff D or Tariff J customers connected at ≥ 6.6 kV with a Network Access Charge value (NAC) of ≥ 1 MVA that have entered into a wheeling transaction with a generator connected to Eskom transmission/distribution network or connected to the City's distribution network. It also covers Wheeling from generators connected to the City's grid and wish to wheel energy to customers outside the City's licenced distribution area.

Qualifying Criteria: Only consumers on the City Tariff D and Tariff J, connected at ≥ 6.6 kV with a notified maximum demand (NMD) of ≥ 1 MVA that have entered into a wheeling transaction with a generator or energy trader will qualify for wheeling.

For Tariff D consumer, the following shall apply:

Where a Tariff D consumer with an existing wheeling agreement commence with a network access charge (NAC) value ≥ 1 MVA, and thereafter consumes less than 1 MVA, the schedule of tariff rules for Tariff D shall apply i.e. the NAC value will continue to be levied at a minimum of 1 MVA and the consumer shall remain on Tariff D for 12 months. Thereafter the customer will be moved to tariff E. In order to continue to qualify for wheeling the NAC value will continue to be levied at a minimum of 1 MVA.

For Tariff J consumer, the following shall apply:

Where a consumer with an existing wheeling agreement commence with a network access charge (NAC) value ≥ 1 MVA, and thereafter consumes less than 1 MVA, the NAC value will continue to be levied at a minimum of 1 MVA and the consumer shall remain on Tariff J in order to continue to qualify for wheeling.

Should the customer commence with a NAC value ≥ 1 MVA and then consume less until the NAC drops below 1 MVA, the NAC value will remain levied at a minimum of 1 MVA in order to continue to qualify for wheeling.

The provisions of the City Policy on Wheeling will guide the method of implementation. The customer will first be charged the full usage on the customer's current usage tariff

and then the credit charge in correlation to the measured wheeling credit shall be applied. Net-Billing shall apply.

G.1 Fixed charge

Fixed Charge means the administration charge payable per customer account to recover the CoE administration related costs such as automating the processing of manual received Eskom meter readings into the AMR system and billing system, Eskom additional admin fee, and also for reconciliation and crediting of accounts when generators connect to the City's grid and wheel to City customer/s. It is also applicable to all generators connected within the City's licenced distribution area.

G.1.1 Fixed Charge = R8 641.15 VAT exclusive per month, per point of supply (CoE Grid generation or load):

G.2 All generators connected and wheeling energy through Eskom's transmission networks and Eskom credit the City at a designated Eskom Point of Delivery the following active energy only charges will be **credited** per kWh generated and wheeled at the related Time of Use period to the designated off-taker once received from Eskom with the following charges:-

G.2. Eskom WEPS rates excluding losses (for Municipalities)		
WEPS rates (CoE)	High Season Jun - Aug	Low Season Sep - May
G.2.1 Peak (R/kWh)	R 4.99,95	R 1.63,08
G.2.2 Standard (R/kWh)	R 1.51,45	R 1.12,24
G.2.3 Off Peak (R/kWh)	R 0.82,24	R 0.71,20

G.3 All generators connected and wheeling energy within the City's distribution networks the following active energy charges only will be **credited** to the designated off-taker with the following charges:-

City of Ekurhuleni's Megaflex cost		
CoE Megaflex rates	High Season Jun - Aug	Low Season Sep - May
G.2.1 Peak (R/kWh)	R 5.35,14	R 1.76,67
G.2.2 Standard (R/kWh)	R 1.65,35	R 1.22,72
G.2.3 Off Peak (R/kWh)	R 0.91,92	R 0.79,19

G.4 All Generators or traders who wish to wheel energy generated from generators, connected to the City's licenced distribution network, to customers inside the distribution licence area of the City will pay the following Distribution Use of System (DUoS) charges in addition to the Fix Charge G.1.1.

Based on Eskom DUoS rates at 4.35% CoE Technical loss	
DUoS rates (CoE)	All Seasons
G.2.1 Energy charge (R/kWh)	R 0.10,74

Note 1: Public Holidays

The treatment of **public holidays** for the raising of the credit active energy charge shall be as specified in the Eskom Schedule of Standard Prices as amended from time to time or until such time they are amended by the City.

TARIFF H (RESIDENTIAL TIME OF USE)

- This tariff is available for all residential customers single-phase 230 V or multi-phase 400/230 V connections with a capacity of up to 150 A per phase or 100 kVA.
- This tariff is not available for medium and high voltage customers.
- This tariff will suit medium to high consumption residential customers.
- The tariff allows residential customers, typically with a consumption greater than 1000kWh per month to benefit from lower energy costs should they be able to assist the national grid by shifting their loads away from peak periods and towards standard/off-peak periods.

NOTE: - The implementation of this tariff is dependent on the availability of advanced metering infrastructure and smart meters.

The following charges will be payable:

Fixed Charge (Rand/month)						
H.1. A fixed charge , whether electricity is consumed or not, per month, per point of supply, excluding prepayment metering customers.						
H.1.1. Single Phase connection up to 80 Ampere			H.1.2. Multi-phase connection up to 80 Ampere			
R234.86			R469.69			
H.1.3. Multi-phase connection > 80 Ampere						
R1 174.11						
Energy Charge (R/kWh)						
H.2. An energy charge, per kWh consumed:						
H.2.1. High Demand Season (June, July and August)						
		Peak	Standard		Off-Peak	
Voltage		Charge		Charge		Charge
230/400 V	H.2.1.1.	R 8.19,64	H.2.1.2.	R 2.22,49	H.2.1.3	R 1.38,54
H.3.1. Low Demand Season (September to May)						
		Peak	Standard		Off-Peak	
Voltage		Charge		Charge		Charge
230/400 V	H.3.1.1.	R 2.86,87	H.3.1.2.	R 2.04,93	H.3.1.3.	R 1.22,94

Tariff H - Embedded Generation charges and credit						
H.4 Customers that have Solar PV embedded generation and excess power is generated and exported to the City's grid, the City will compensate the customer with the following credit charge per kWh unit. The customer must be a net-consumer.						
Energy Credit (R/kWh)						
H.4.1 High Demand Season			H.4.2 Low Demand Season			
R 1.40,54			R 0.96,11			
* H.4 Only customers registered and complying with the City's Embedded Generation Policy will qualify for this credit per kWh. A 4 quadrant Bi-directional Automated Meter Reading Meter will be the only means to measure the units generated and exported as excess units. The following charges will be applicable to customers who wish to participate in the exporting of units.						
H.1.1 or H.1.2 or H.1.3		Fix Charge at related connection size level				
H.2.1		All import units from the City's grid at High Demand Season.				
H.3.1		All import units from the City's grid at Low Demand Season.				
H.4.1 or H.4.2		Credit for exporting excess generated units at related Demand Season.				

TARIFF I

This tariff is available to City Power only, where cross-boundary feeds between the two Cities occur.

The following charges will be payable:

ESKOM MEGAFLEX LOCAL AUTHORITY RATES >1MVA plus 10%

Note: Subject to City Power allowing the same benefit to the City of Ekurhuleni.

The following charges will be payable:

Fixed Charge (Rand/month)					
ICP.1. A fixed charge , whether electricity is consumed or not, per month, per point of supply:					
ICP.1.1 If the electricity is supplied at 230/400V voltage:			ICP.1.2 If the electricity is supplied at >230/400V and <=66kV :		
ICP.1.1. R2 326.88			ICP.1.2. R17 325.15		
Demand Charge (Rand/kVA)					
ICP.2. A demand charge , per kVA registered, per month, per point of supply:					
ICP.2.1. High Demand Season (June, July and August)			ICP.2.2. Low Demand Season (September to May)		
		Voltage	Charge		
ICP.2.1. 1.	230/400V		R65.16	ICP.2.2.1	230/400V
					R65.16
ICP.2.1. 2.	>230/400V & <=66kV		R59.75	ICP.2.2.2	>230/400V & <=66kV
					R59.75
Network Access Charge (NAC) (Rand/kVA)					
ICP.2.3. A network access charge , per kVA registered, based on the highest demand registered over a rolling 12 month period, during all hours .					
		Voltage	Charge		
ICP.2.3. 1.	230/400V		R51.63		
ICP.2.3. 2.	>230/400V & <=66kV		R47.24		

Energy Charge (R/kWh)						
ICP.3. An energy charge, per kWh consumed:						
ICP.3.1. High Demand Season (June, July and August)						
		Peak	Standard		Off-Peak	
Voltage						
230/400V	ICP.3.1.1	R 6.34,85	ICP.3.1.2	R 2.04,39	ICP.3.1.3	R 1.18,83
>230/400V & <=66kV	ICP.3.1.4	R 6.25,10	ICP.3.1.5	R 2.00,59	ICP.3.1.6	R 1.16,27
Energy Charge (R/kWh)						
ICP.3.2. Low Demand Season (September to May)						
		Peak	Standard		Off-Peak	
Voltage						

230/400V	ICP.3.2.1	R 2.18,69	ICP.3.2.2	R 1.55,92	ICP.3.2.3	R 1.05,21
230/400V & <=66kV	ICP.3.2.4	R 2.14,75	ICP.3.2.5	R 1.52,81	ICP.3.2.6	R 1.02,84

Note 1: Winter Months' Time of Use (TOU) time slots explained

1.1 For the purposes of this tariff during Winter months – June; July and August

Peak Hours will be from 06:00 to 09:00 and 17:00 to 19:00 on weekdays.

Standard Hours will be from 09:00 to 17:00 and 19:00 to 22:00 on weekdays and from 07:00 to 12:00 and 18:00 to 20:00 on Saturdays.

Off-peak Hours will be from 22:00 to 06:00 on weekdays; 12:00 to 18:00 and 20:00 to 07:00 on Saturdays and all hours of Sundays.

A public holiday falling on a weekday will be treated as a Saturday. An unexpectedly announced public holiday will be treated as the day of the week on which it falls.

Note 2: Summer Months' Time of Use (TOU) time slots explained

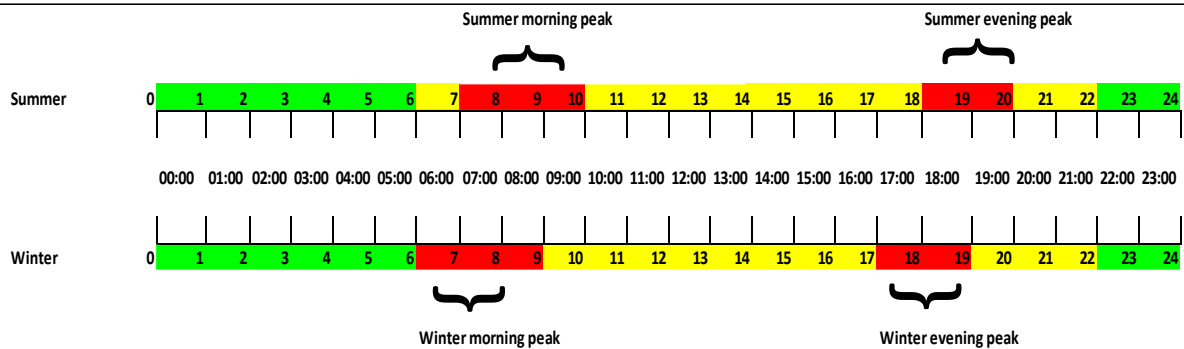
2.1 For the purposes of this tariff during Summer months – September till May

Peak Hours will be from 07:00 to 10:00 and 18:00 to 20:00 on weekdays.

Standard Hours will be from 06:00 to 07:00; 10:00 to 18:00 and 20:00 to 22:00 on weekdays and from 07:00 to 12:00 and 18:00 to 20:00 on Saturdays.

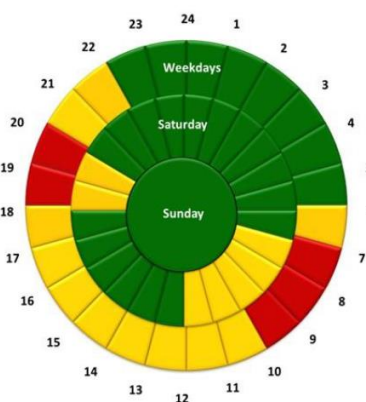
Off-peak Hours will be from 22:00 to 06:00 on weekdays; 12:00 to 18:00 and 20:00 to 07:00 on Saturdays and all hours of Sundays.

A public holiday falling on a weekday will be treated as a Saturday. An unexpectedly announced public holiday will be treated as the day of the week on which it falls.

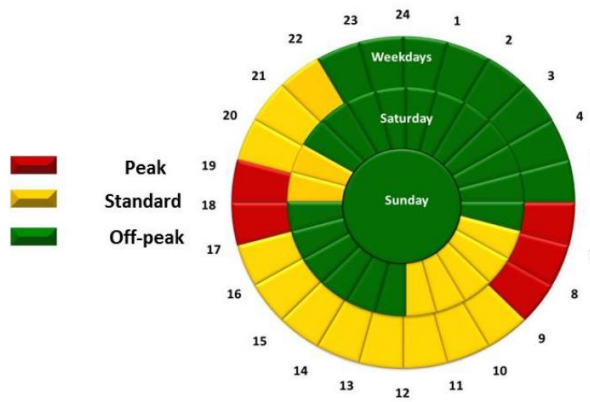


■ Peak
 ■ Standard
 ■ Off-peak

Low demand season



High demand season



TARIFF J

- This tariff is available for bulk supplies at medium and high voltage situated in a position designated by CoE as close-coupled to the Eskom grid.

The following charges will be payable:

Fixed Charge (Rand/month)					
J.1. A fixed charge , whether electricity is consumed or not, per month, per point of supply:					
J.1.1 If the electricity is supplied at any voltage.					
R253 875.94					
Demand Charge (Rand/kVA)					
J.2. A demand charge , per kVA registered, per month, per point of supply:					
J.2.1. High Demand Season (June, July and August)			J.2.1. Low Demand Season (September to May)		
	Voltage	Charge		Voltage	Charge
J.2.1.1.	>=6.6kV	R60.56	J.2.1. 2	>=6.6kV	R60.56

Network Access Charge (NAC) (Rand/kVA)					
J.2.2. A network access charge , per kVA registered, based on the highest demand registered over a rolling 12 month period, during peak and standard hours only .					
	Voltage			Charge	
J.2.2.1.	>=6.6kV			R47.89	
J.2.2.2. Eskom NMD charges. Where a CoE customer requests an increase in notified maximum demand (NMD) at a direct Eskom point of delivery, the customer NAC shall be deemed equal to the NMD from the date that the additional capacity is made available by Eskom. Existing cases will be dealt with on an individual basis. CoE reserves the right to evaluate any requested increase in the NMD at any Eskom point of delivery. If the NMD is exceeded, NAC charges will prevail. Eskom penalty rates for exceeding NMD will be charged to the customer, as outlined in the Eskom document titled: <i>Notification of demand or changes to</i>					

notified maximum demand rules, latest revision, at the Eskom NAC charged rate (number of events x NMD exceeded @ R/kVA).

A request for an increase or decrease in NMD by a customer will be made to CoE and CoE will, after consideration, agree or not agree to increase or decrease the NMD.

Note: Eskom, if in agreement, may still continue charging the higher NMD for a period of 12 months and this will be passed on to the customer.

Note: Where a CoE customer requests an increase in capacity affecting any Eskom point of delivery, monthly NMD costs incurred may be charged to the customer if the full capacity is not taken up immediately.

J.2.2.3. Reduction in NAC, where a customer requires a reduction in NAC, a rolling period of 12 months is normally required, however, if the customer can motivate a downgrade sooner, with written reasons, permission for a shorter notice period, with a minimum of 3 months, will not be unreasonably withheld. Exemptions for exceeding the NAC due to unforeseen demand overshoots (including faults) caused by a failure in normal operations and/or technical functioning of a customer's load, may be requested from the HOD: Energy, and may qualify for a period of less than the minimum of 3 months.

Note: A reduction in NAC to a value that is below the rolling previous 12 months highest recorded demand in all time periods may be allowed by any of the following: change in operations, closure of plant, installation by the customer of load management equipment, the implementation of demand side management initiatives or where demand exemptions have been granted by the Head of Department: Energy.

Energy Charge (R/kWh)

J.3. An energy charge, per kWh consumed:

J.3.1. High Demand Season (June, July and August)

		Peak	Standard		Off-Peak	
Voltage		Charge		Charge		Charge
>=6.6kV	J.3.1.1.	R 6.33,65	J.3.1.2.	R 2.04,20	J.3.1.3	R 1.18,31

J.3.2. Low Demand Season (September to May)

		Peak	Standard		Off-Peak	
Voltage		Charge		Charge		Charge
>=6.6Kv	J.3.2.1.	R 2.18,78	J.3.2.2.	R 1.55,58	J.3.2.3	R 1.03,71

INCENTIVE PILOT SCHEME – rebate for production increase in plant

J.4.	Baseline figures determined	for previous financial year, month to month, in kWh, anomalies corrected
	Monthly increase in kWh consumed in %	15% more than baseline
	Rebate value on additional units only	3% for every month achieved
	Duration	2 years on original baseline, then new baseline is determined

RULES: The customer to apply to the HOD: Energy to participate. The customer will submit evidence of increased production values or additional processes, or similar. If a meter error occurs, the decision of the HOD: Energy will be final in relation to the estimated value used. This incentive pilot scheme will be revised annually. The rebate value will be calculated outside of the billing system.

Tariff J - Embedded Generation charges and credit

J.5 Customers that have Solar PV embedded generation and excess power is generated and exported to the City's grid, the City will compensate the customer with the following **credit** charge per kWh unit. The customer must be a net-consumer.

Energy Credit (R/kWh)	
J.5.1 High Demand Season	J.5.2 Low Demand Season
R 1.40,54	R 0.96,11
<p>* J.4 Only customers registered and complying with the City's Embedded Generation Policy will qualify for this credit per kWh. A 4 quadrant Bi-directional Automated Meter Reading Meter will be the only means to measure the units generated and exported as excess units. The following charges will be applicable to customers who wish to participate in the exporting of units.</p> <p>J.1.1 Fix Charge at related voltage level</p> <p>J.2.1. Demand Charge at related voltage level at related Demand Season.</p> <p>J.2.2 Network Access Charge at related voltage level.</p> <p>J.3.1 or J.3.2 All import units from the City's grid at related voltage level at related Demand Season</p> <p>J.4 Only Applicable if any incentive pilot scheme registered.</p> <p>J.5.1 or J.5.2 Credit for exporting excess generated units at related Demand Season.</p>	

Note 1: Off-Peak Demand Registered

Demand registered during off-peak hours will not be taken into account when calculating the demand charge payable.

Note 2: Time of Use (TOU) time slots explained

2.1 For the purposes of this tariff during Winter months – June; July and August

Peak Hours will be from 06:00 to 09:00 and 17:00 to 19:00 on weekdays.

Standard Hours will be from 09:00 to 17:00 and 19:00 to 22:00 on weekdays and from 07:00 to 12:00 and 18:00 to 20:00 on Saturdays.

Off-peak Hours will be from 22:00 to 06:00 on weekday;, 12:00 to 18:00 and 20:00 to 07:00 on Saturdays and all hours of Sundays.

A public holiday falling on a weekday will be treated as a Saturday. An unexpectedly announced public holiday will be treated as the day of the week on which it falls.

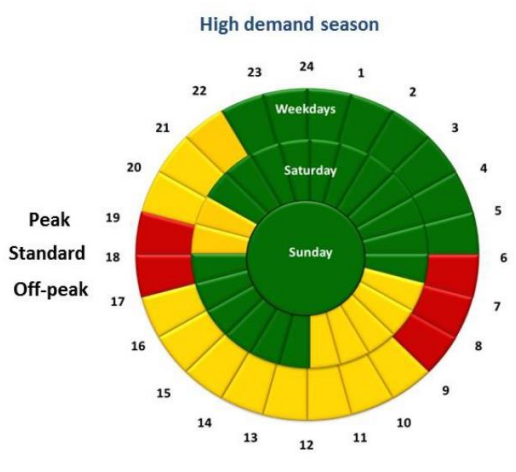
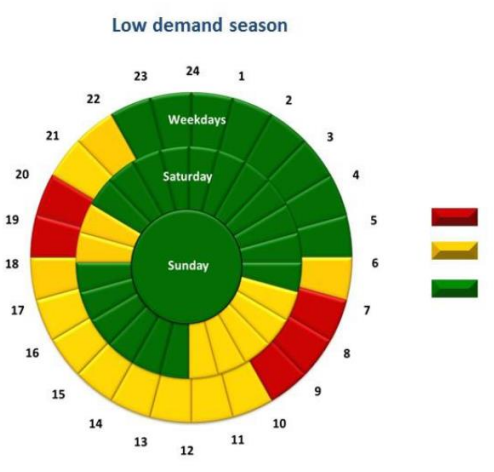
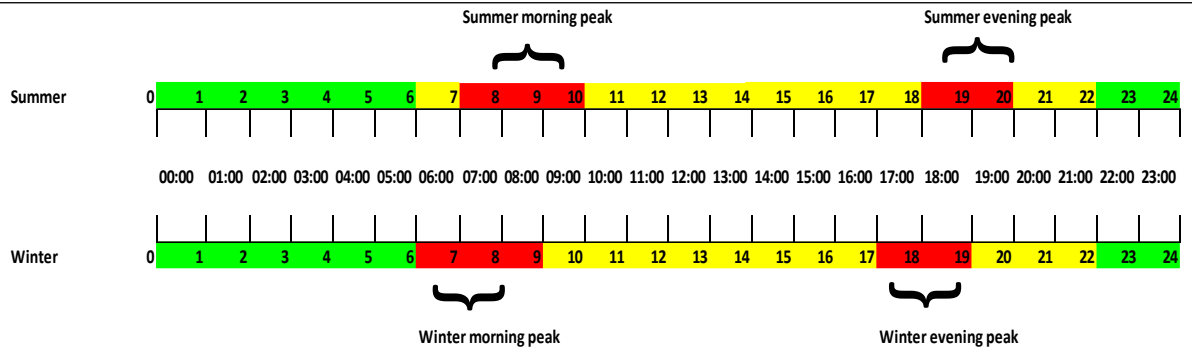
2.2 For the purposes of this tariff during Summer months – September till May

Peak Hours will be from 07:00 to 10:00 and 18:00 to 20:00 on weekdays.

Standard Hours will be from 06:00 to 07:00; 10:00 to 18:00 and 20:00 to 22:00 on weekdays and from 07:00 to 12:00 and 18:00 to 20:00 on Saturdays.

Off-peak Hours will be from 22:00 to 06:00 on weekdays; 12:00 to 18:00 and 20:00 to 07:00 on Saturdays and all hours of Sundays.

A public holiday falling on a weekday will be treated as a Saturday. An unexpectedly announced public holiday will be treated as the day of the week on which it falls.



MISCELLANEOUS CHARGES

The following charges will be payable:

1. For changing from one tariff to another:
R0.00
<i>Note 1: A customer will be charged according to the new tariff for a minimum period of 12 months after any change of tariff (except for a change away from Tariff C). New customers will however be allowed to change once within the first year after having been connected to the network. A change in tariff will be effective as from the first day of the next billing cycle for credit meter and AMR meter customers. Prepayment meter customers will be effective upon the date of receipt of an application.</i>
<i>Note 2: The cost of any changes to metering equipment necessitated by the change of tariff will be for the account of the customer, unless otherwise decided by the Engineer.</i>
2. For the delivery of a notice of intended disconnection where a customer has failed to pay his account on the due date:
R171.33
3. For discontinuing and restoring a supply due to non-payment of the account
<i>Note 1: If an attempt to discontinue a supply is unsuccessful due to action taken by the customer this charge will also be payable in respect of each such attempt.</i>
3.1. For discontinuing a supply due to non-payment of the account:
R313.61
3.2. For restoring a supply due to non-payment of the account
R313.61
3.3. For blocking / unblocking a customer to purchase prepayment electricity units due to non-payment of the account (payable once only to effect both blocking and unblocking):
R47.96
4. For discontinuing and restoring a supply at the request of a customer
4.1. For disconnecting a supply at the customer's request:
R313.61
4.2. For reconnecting a supply at the customer's request:
R313.61
<i>Note 1: These charges will not be payable in respect of a disconnection done because of the termination of a supply agreement or in respect of a reconnection done because of a new supply agreement that was entered into.</i>
5. Meter tamper events – remedial action charges
5.1. For removing and re-instating a full title residential customer connection that has been removed due to tampering by the customer:
Estimated cost of material, labour and transport + 10% with a minimum charge of:
R4 503.76
<i>Note 1: The connection reinstated will not necessarily be identical to the one removed.</i>
<i>Note 2: The 2nd tampering event will see the above fee doubled, the 3rd event will see the above fee tripled.</i>
<i>Note 3: The fourth event may lead to removal of the service connection and customer will re-apply for a new service connection and all applicable cost will be for the customer account. Customers may also be prosecuted in terms of the by-laws by any legal entity established in terms of any relevant Act or other legislation.</i>
<i>Note 4: The provisions contained in other Council policies and by-laws will be in addition to the points listed.</i>

5.2. For removing and re-instating a bulk residential complex, mixed residential/business complex, business complex, full title business customer connection that is found in a tampered state:

Estimated cost of material, labour and transport + 10% with a minimum charge of:

	For connections
R162 513.72	> 1 MVA
R48 754.12	> 500 kVA and ≤ 1 MVA
R24 377.05	> 100 kVA and ≤ 500 kVA
R24 377.05	≤ 100 kVA

Note 1: The connection reinstated will not necessarily be identical to the one removed.

Note 2: The 2nd tampering event will see the above fee doubled, the 3rd event will see the above fee tripled.

Note 3: The fourth event will lead to removal of the service connection and customer will re-apply for a new service connection and all applicable cost will be for the customer account.

Note 4: The provisions contained in other Council policies and by-laws will be in addition to the points listed.

6. For reading a meter:

6.1. On request of a customer:

R313.61

***Note 1:** The above amount will be refunded to the customer if the requested reading proves the current reading on record to be defective. It will also not be payable in respect of readings taken because of the commencement or termination of a supply agreement.*

6.2 After office hours on a regular basis as arranged by a customer:

R313.61

7. For repeatedly attending to a customer complaint where the reason for the complaint is not the fault of the supply authority, per visit:

R463.16

8. For testing the accuracy of a meter on request of a customer:

R940.82

***Note 1:** The above amount will be refunded to the customer if the accuracy of the meter proves to be out of the specified limits.*

9. For the lease of a transformer, per month, per kVA of transformer capacity:

R5.38

***Note 1:** This service is subject to the availability of suitable transformers.*

10. For providing a service connection:

Estimated cost of material, labour and transport plus 10%

***Note 1:** The amount payable may be reduced if funds are available from a CoE subsidised source.*

11. For modifying a service connection on request of a customer:

Estimated cost of material, labour and transport plus 10%

12. For the provision of material or equipment or the execution of work on behalf of a customer or on request of a customer:

Estimated cost of material, labour and transport plus 10%

13. Meter access problems

13.1. Security townships without a manned gate, where access to meters is not possible during business hours, **each metered point of supply will be charged** the meter access problem rate listed below **per month** over and above the **Fixed Charge for the attempt to read the meter** as well as an estimated consumption charge. An application may be made to the Head of Department: Energy to investigate the possibility of an alternative arrangement in terms of the metering layout.

R43.50

13.2. Any other metering point, where access to meters is not possible during business hours, the **point of supply will be charged** the meter access problem rate listed below **per month** over and above the **Fixed Charge for the attempt to read the meter** as well as an estimated consumption charge. An application may be made to the Head of Department: Energy to investigate the possibility of an alternative arrangement in terms of the metering layout.

R43.50

14. Excavations within public areas leading to damage to electricity cables, including attempts of theft:

14.1. In the case of damage to a low voltage cable or line installation or Fibre Optic Cable, or any part of that installation: **Actual cost of material, labour and transport plus 10%**

14.2 Cost for damaging any 6.6\11 kV cable **R38 169.10** per cable plus additional cost incurred of material, labour and transport plus 10%.

14.3 Cost for damaging any 22 kV cable **R57 253.66** per cable plus additional cost incurred of material, labour and transport plus 10%.

14.4 Cost for damaging any 33 kV Oil Filled cable **R202 542.35** per cable plus additional cost incurred of material, labour and transport plus 10%.

14.5 Cost for damaging any 33 kV PILC/XLPE cable **R85 927.06** per cable plus additional cost incurred of material, labour and transport plus 10%.

14.6 Cost for damaging any 44 kV Oil Filled cable **R202 542.35** per cable plus additional cost incurred of material, labour and transport plus 10%.

14.7 Cost for damaging any 44 kV PILC/XLPE cable **R99 736.76** per cable plus additional cost incurred of material, labour and transport plus 10%.

14.8 Cost for damaging any 66 kV Oil Filled cable **R243 971.47** per cable plus additional cost incurred of material, labour and transport plus 10%.

14.9 Cost for damaging any 66 kV PILC/XLPE cable **R122 752.95** per cable plus additional cost incurred of material, labour and transport plus 10%.

14.10 Cost for damaging any 88 kV Oil Filled cable **R202 542.35** per cable plus additional cost incurred of material, labour and transport plus 10%.

14.11 Cost for damaging any 88 kV PILC/XLPE cable **R153 441.18** per cable plus additional cost incurred of material, labour and transport plus 10%.

14.12 Cost for damaging any 132 kV Oil Filled cable **R287 751.41** plus additional cost incurred of material, labour and transport plus 10%.

14.13 Cost for damaging any 132 kV PILC/XLPE cable **R167 250.88** plus additional cost incurred of material, labour and transport plus 10%.

Note 1: In cases where the excavation occurred without authorization, or where the provisions of the wayleave policy were not followed, Council reserves the right to institute further steps.

15. Purchasing a solar geyser by means of a CoE scheme (not available, conditions apply).	
Actual cost	
16. Operational cost per street light supplied from the CoE grid, per month, or operational cost per High Way security camera, per month, or any other very small supply point, where the installation and reading of meters may not be economically viable and approved by the HOD Energy:-	
16.1. 125 Watt or lower wattage lamp	R299.86
16.2. 250 Watt lamp	R527.61
16.3 400 Watt or higher wattage lamp	R809.78
16.4 High Way security Camera	R173.50
16.5 Any other very small unmetered supply point, as approved by the HOD Energy	R3.24 per kWh In cases where no meter can be installed the HOD or his delegated person will do an engineering estimate to determine the monthly consumption per supply point = Estimated energy consumption multiplied by R3.24 per kWh
<i>Note 1: Un-metered billboards or advertising displays that require power during night-time will be deemed to operate for 11 hours per night, 365 nights per annum, at its actual size in kilowatts plus 10% of this size to compensate for control gear losses, i.e. each 304 Watt advertising display will be treated as 334.4 Watt, or 0, 334 kilowatt. Calculation: Advertising display consumption per month = number of Advertising displays x (the actual kilowatt of one Advertising display x 1, 1) x 11 hours per day x 365/12 days x summer / winter month rate detailed above.</i>	
17. Charges when a meter reading cannot be obtained as well as for estimating values of consumption where a consumer metering are found faulty or tampered.	
17.1 Charge for providing a clearance certificate when a meter reading cannot be obtained.	
Average of consumption values as per By-Laws and or Policies, or a fixed charge of R2 685.22 per month.	
17.2 Charge for Back billing per month when a meter reading cannot be obtained (single phase connections).	
Average of consumption values as per By-Laws and or Policies, or a fixed charge of R2 685.22 per month.	
17.3 Charge for Back billing per month when a meter reading cannot be obtained (multi-phase connections =<100Ampere).	
Average of consumption values as per By-Laws and or Policies, or a fixed charge of R8 669.43 per month.	
17.4 Charge for Back billing per month when a meter reading cannot be obtained (multi-phase connections 100> and =<150Ampere).	
Average of consumption values as per By-Laws and or Policies, or a fixed charge of R34 677.70 per month.	
17.5 Charge for Back billing per month when a meter reading cannot be obtained (bulk supplies>150Ampere).	

As per By-Laws, Correction and profile data report
18. Connecting illegally to the electricity grid without a supply agreement
R4 085.25
19. Reselling electricity at excessive charges which are not justified to the satisfaction of the Council, following a written notice to comply (charged per month since date of notice, until resolved), the transgressor cannot recoup this charges from the occupants to whom unjustified charges were applied:
R16 332.52
20. Painting, defacing, pasting posters, damaging any service connection or service protection device or supply or any other equipment of the Council:
R3 862.92
21. Wilfully hindering, obstructing, interfering with or refusing admittance to any duly authorized official of the Council in the performance of his duty under these by-laws or of any duty connected therewith or relating thereto, per incident:
R4 085.25
22. Customer request for converting to prepayment metering from an existing credit meter installation (property value on valuation roll < R200 000):
No charge
23. Customer request for converting to prepayment metering from an existing credit meter installation (property value on valuation roll > R200 000):
R636.66
24. Replacement card for prepayment meter identification
R86.25
25. Replacement keypad (CIU) for all types of Pre-Paid meters – damaged or lost
R752.73
26. Illegally reconnecting/tampering or interfering with any service connection or service protection device or supply or any other equipment of the Council:
R4 163.90

DEPOSIT SCHEDULE

DESCRIPTION	DEPOSIT
Single phase connection up to 80 Ampere, all use (residential, business or other).	
Tariff A or Tariff B customer (OWNER of premises)	R6 696.29
Tariff A or Tariff B customer (TENANT on premises)	R8 370.38
Electricity prepayment meter customer	R0.00
Single phase connection up to 80 Ampere (PENSIONER, residential only).	
Tariff A or Tariff B customer (PENSIONER – based on assessment rates criteria in respect of owner, registered tenant or registered “life right” tenant)	R3 252.48

Single phase connection above 80 Ampere, all use (residential, business or other).	
Tariff B customer, including Resellers	R13 547.35
Multi-phase connection up to 3 x 80 Ampere, all use (residential, business or other).	
Tariff A or Tariff B customer, including Resellers	R12 794.71
Multi-phase connection higher than 3 x 80 Ampere including and up to 150 Ampere, all use (residential, business or other).	
Tariff B customer, including Resellers	R45 157.79
Conversion of an individually metered complex (business or residential) to bulk metering	R843.42 per electricity meter involved
All customers on Tariff B Resellers (above 3 x 150A), C, D, E and Tariff J	
Tariff B Resellers above 3 x 150 Ampere including all Medium Voltage connections at 6.6kV or 11kV.	2 x consumption
Tariff C (business, industrial, or other use)	As per Deposit Policy*
Tariff D (business, industrial, or other use)	As per Deposit Policy *
Tariff E (business, industrial, or other use)	As per Deposit Policy *
Tariff J (business, industrial, or other use)	As per Deposit Policy *

***The Engineer will determine the exact amount based on the expected Load Factor of the customer.**

Note 1: A revised deposit may be requested when a customer moves between tariffs and / or for an increase in connection size.

The following shall be noted:

- 1. The City of Ekurhuleni shall have the right to refuse to sell or supply electricity to any customer who has any unsettled debt with the Municipality.**
- 2. These tariffs shall be read in conjunction with the By-Laws for the Supply of Electricity, as well as applicable policies published by the City of Ekurhuleni.**

TARIFF APPROVAL

Tariffs are approved by Council in terms of clause 24(2)(c)(ii) of the Municipal Finance Management Act 56 of 2003, and by the National Energy Regulator of South Africa (NERSA) in terms of clause 4(a)(ii) of the Electricity Regulation Act 4 of 2006 . If the tariffs approved by Council differ from the tariffs approved by NERSA, the City of Ekurhuleni approved tariffs shall be applied, until the matter is resolved.

END

- | | | |
|----|--|---|
| 1. | File
Amended Council Resolution:
Published Gauteng Provincial Gazette
Local Authority Notice Number | 5/5/1/10
A-F (26-2007) dated 31 MAY 2007
No 217 dd 15 August 2007
2035 |
| 2. | Amended Council Resolution:
Published
Local Authority Notice Number | A-F (20-2008) CM 29/05/2008
No 201 dd 6 August 2008
1759 |
| 3. | Amended Council Resolution:
Published
Local Authority Notice Number | A-IS (2a-2008) CM 26 June 2008
No 239 dd 3 September 2008
2007 |
| 4. | Amended Council Resolution:
Published Gauteng Provincial | A-F (25-2009) CM 28/05/2009
Gazette Extra-Ordinary No 144 dd 01 July 2009 |

5.	Local Authority Notice Number Amended Council Resolution: Published Extra-Ordinary Local Authority Notice Number	1014 A-F (24-2010) CM 27/05/2010 123 dd 30 June 2010 891
6.	Amended Council Resolution Published Extra-Ordinary Local Authority Notice Number	A-F (28-2011) CM 20/04/2011 107 dd 1 June 2011 688
7.	Amended Council Resolution Published Gauteng Provincial Gazette Local Authority Notice Number	A-F (20a-2012) CM 31 May 2012 Extra-Ordinary 159 dd 13 June 2012 766
8.	Amended Council Resolution Published Extra-Ordinary Gazette Local Authority Notice Number	A-F(30-2013) CM 30/05/2013 Extra Ordinary 152 dd 10 June 2013 731
9.	Council Resolution Gauteng Provincial Gazette Local Authority Notice Number	A-F (17-2014) CM 29 May 2014 Extra Ordinary 134 dd 06 June 2014 713
10.	Council Resolution Published Extra-Ordinary Gazette Local Authority Notice Number	A-F (13-2015) CM 28/05/2015 Extra Ordinary 229 dd 12 June 2015 1009
11.	Council Resolution Gauteng Provincial Gazette Local Authority Notice Number	A-F (44-2015) CM 23 September 2015 Extra Ordinary 540 dd 04 December 2015 1221
12.	Council Resolution Gauteng Provincial Gazette Local Authority Notice Number	A-F (32-2016) CM 28 /April 2016 Ordinary Gazette 215 dd 15 June 2016 915
13.	Council Resolution Gauteng Provincial Gazette Local Authority Notice Number	A-F (17-2017) CM 25 /May 2017 Ordinary Gazette 147 dd 21 June 2017 863
14.	Council Resolution Gauteng Provincial Gazette Local Authority Notice Number	A-F (23-2018) CM 24 /May 2018 Ordinary Gazette 198 dd 18 July 2018 1089
15.	Council Resolution Gauteng Provincial Gazette Local Authority Notice Number	A-F (28-2019) CM 23 May 2019 Ordinary Gazette 200 dd 26 June 2019 1239
16.	Council Resolution Gauteng Provincial Gazette Local Authority Notice Number	A-F (28-2020) CM 25 June 2020 Ordinary Gazette 138 dd 12 August 2020 828
17.	Council Resolution Gauteng Provincial Gazette Local Authority Notice Number	A-F (19-2021) CM 26 May 2021 Ordinary Gazette 209 dd 30 June 2021 660
18.	Council Resolution Gauteng Provincial Gazette Local Authority Notice Number	A-F (16-2022) CM 22 May 2022 Ordinary Gazette 258 dd 29 June 2022 1101
19.	Council Resolution Gauteng Provincial Gazette Local Authority Notice Number	A-F (17-2023) CM 25 May 2023 Ordinary Gazette 235 dd 28 June 2023 806